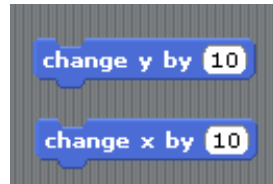


Hints / Ideas

Control



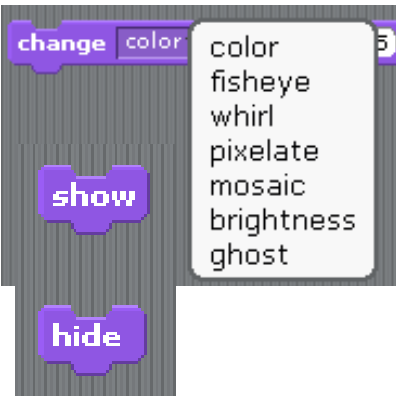
Motion



Operators



Looks



Sensing




Sounds



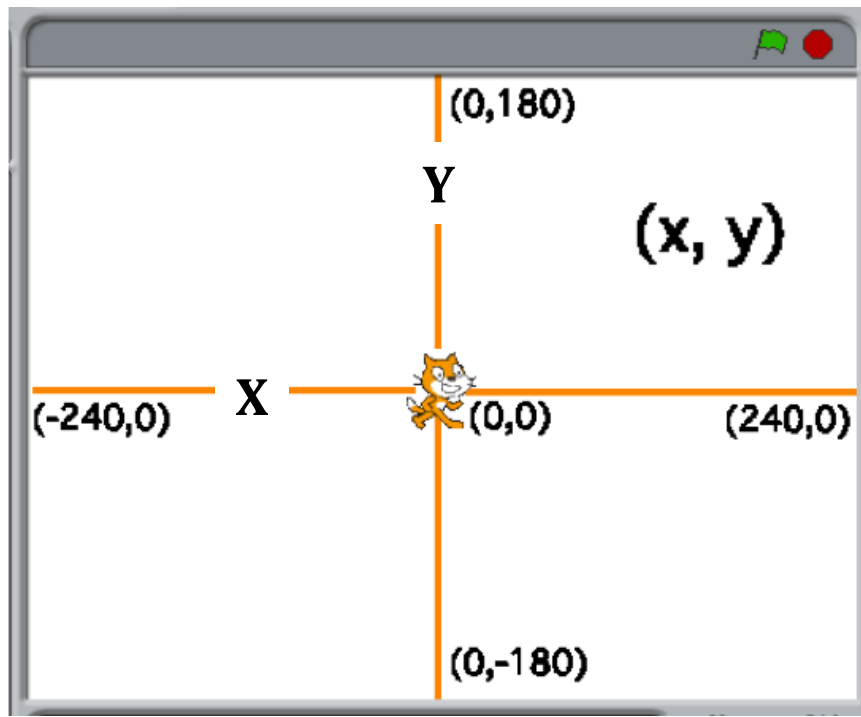
Bouncy Bounce

W/ Scratch

1. Draw a ball or object to bounce (Sprite)
 2. Make it bounce of the edges of the scratch screen
 3. Add another Sprite 
 4. Add additional costumes for your Sprite(s)
 5. Have something happen when the sprites touch each other
 6. Change the look of your Sprites in different ways
 - Switch Costumes to animate
 7. Change the position of your non bouncing sprite using (x,y)
 8. Add sounds to your Sprite(s)
 9. Create a background(s) for your Sprites
- If Time allows: Send a broadcast message and make something cool happen

The Scratch screen is set up like a **graph**!

The x axis runs from -240 to 240 .
The y axis runs from -180 to 180 .



The Scratch screen is set up like a **compass**!

Direction angles are set up from 0° degrees to 360 degrees.

